

**3001Y BELLA + CANVAS YOUTH JERSEY SHORT-SLEEVE T-SHIRT**

**Product Specifications**

	S	M	L	-	-	-	-	-	-	-
<b>BODY WIDTH</b>	15.25	16.25	17.25	-	-	-	-	-	-	-
<b>FULL BODY LENGTH</b>	20.88	22.13	23.38	-	-	-	-	-	-	-

**How to Measure**

**BODY WIDTH:** Lay garment flat. 1" below the armhole flat measure the garment across the chest.

**FULL BODY LENGTH:** Lay garment flat(face down). Measure from center back neckline seam straight down to back bottom hem.

## Youth Core Fleece Full-Zip Hooded Sweatshirt. PC90YZH



Cozy sweats in our core weight.

- 7.8-ounce, 50/50 cotton/poly fleece
- Air jet yarn for a soft, pill-resistant finish
- No drawcord at hood
- YKK metal zipper

Due to the nature of 50/50 cotton/polyester neon fabrics, special care must be taken throughout the printing process.

### CARE INSTRUCTIONS

Machine wash cold with like colors. Do not bleach.  
Tumble dry low. Warm iron if necessary.

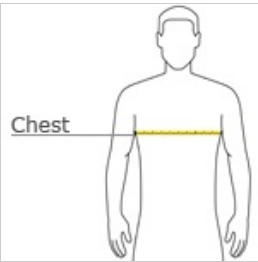


front



back

### HOW TO MEASURE




#### CHEST

With arms down at sides, measure around the upper body, under arms and over the fullest part of the chest.

### SIZE CHART

	XS	S	M	L	XL
Size	4	6/8	10/12	14/16	18/20
Chest	25-26	26-28	28-30	30-32	32-35

### COLOR INFORMATION



## B8413 BELLA + CANVAS LADIES' TRIBLEND SHORT-SLEEVE T-SHIRT

### Product Specifications

	S	M	L	XL	2XL	-	-	-	-	-
<b>BODY LENGTH</b>	26	26.5	27.13	27.75	28.38	-	-	-	-	-
<b>BODY WIDTH</b>	15.75	16.5	17.5	18.5	19.5	-	-	-	-	-
<b>FULL BODY LENGTH</b>	26	26.5	27.13	27.75	28.38	-	-	-	-	-
<b>NECK CIRCUMFERENCE</b>	8.25	8.5	8.75	9	9.25	-	-	-	-	-
<b>SLEEVE LENGTH</b>	6	6.25	6.63	7	7.25	-	-	-	-	-

### How to Measure

**BODY LENGTH:** Lay garment flat (face down). Measure from center back neckline seam straight down to bottom of the front hem.

**BODY WIDTH:** Lay garment flat. 1" below the armhole flat measure the garment across the chest.

**FULL BODY LENGTH:** Lay garment flat(face down). Measure from center back neckline seam straight down to back bottom hem.

**NECK CIRCUMFERENCE:** Lay collar open. Measure along entire neckseam (from edge to edge)

**SLEEVE LENGTH:** Lay garment flat(face down). Measure from center back neck to outer edge of shoulder seam, then along outer edge to sleeve end.

# 3413C BELLA + CANVAS UNISEX TRIBLEND SHORT-SLEEVE T-SHIRT

## Product Specifications

	S	M	L	XL	2XL	-	-	-	-	-
BODY LENGTH	0	0	0	0	0	-	-	-	-	-
BODY WIDTH	18	20	22	24	26	-	-	-	-	-
FULL BODY LENGTH	28	29	30	31	32	-	-	-	-	-
NECK CIRCUMFERENCE	7	7.25	7.5	7.75	8	-	-	-	-	-
SLEEVE LENGTH	8.25	8.63	9.13	9.63	10.25	-	-	-	-	-

## How to Measure

**BODY LENGTH:** Lay garment flat (face down). Measure from center back neckline seam straight down to bottom of the front hem.

**BODY WIDTH:** Lay garment flat. 1" below the armhole flat measure the garment across the chest.

**FULL BODY LENGTH:** Lay garment flat(face down). Measure from center back neckline seam straight down to back bottom hem.

**NECK CIRCUMFERENCE:** Lay collar open. Measure along entire neckseam (from edge to edge)

**SLEEVE LENGTH:** Lay garment flat(face down). Measure from center back neck to outer edge of shoulder seam, then along outer edge to sleeve end.

**3939 BELLA + CANVAS UNISEX TRIBLEND FULL-ZIP LIGHTWEIGHT HOODIE**

**Product Specifications**

	XS	S	M	L	XL	2XL	-	-	-	-
<b>BODY LENGTH</b>	0	0	0	0	0	0	-	-	-	-
<b>BODY WIDTH</b>	14.75	16.25	18.25	20.25	22.25	24.25	-	-	-	-
<b>FULL BODY LENGTH</b>	24.88	25.75	26.88	28	29.13	30.25	-	-	-	-

**How to Measure**

**BODY LENGTH:** Lay garment flat (face down). Measure from center back neckline seam straight down to bottom of the front hem.

**BODY WIDTH:** Lay garment flat. 1" below the armhole flat measure the garment across the chest.

**FULL BODY LENGTH:** Lay garment flat(face down). Measure from center back neckline seam straight down to back bottom hem.



# Port & Company<sup>®</sup> 50/50 Cotton/Poly 3/4-Sleeve Raglan T-Shirt. PC55RS

A classic, moisture-wicking team look at a great value.

- 5.5-ounce, 50/50 cotton/poly
- Made with up to 5% recycled polyester from plastic bottles
- Removable tag for comfort and relabeling

### CARE INSTRUCTIONS

Machine wash cold inside out with like colors. Only non-chlorine bleach when needed. Tumble dry medium. Do not iron.

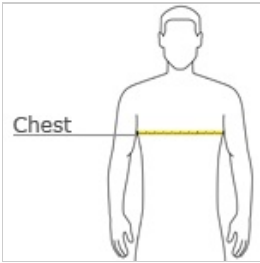


front



back

### HOW TO MEASURE



#### CHEST

With arms down at sides, measure around the upper body, under arms and over the fullest part of the chest.

### SIZE CHART

	S	M	L	XL	2XL	3XL	4XL
Chest	35-37	38-40	41-43	44-46	47-49	50-53	54-57

### COLOR INFORMATION

Athletic Heather / Jet Black PMS Black 6 C	Athletic Heather / Navy PMS 533 C	White / Athletic Maroon PMS 504 C	White / Dark Green PMS 5467 C	White / Jet Black PMS Black 6 C	White / Navy PMS 533 C	White / Purple PMS 7672 C	White / Red PMS 200 C	White / Royal PMS 7684 C